



HYBISCUS LLP
NATURE'S SPACE



Plants Catalog



Hybiscus Naturesspace



Hybiscus_naturesspace

Showroom timings
mon-sat 10 am – 6 pm

Hatworks Boulevard
32, Cunningham Road
Bangalore 560052
Ph:08041131500
+919591819790
Hybiscus.Naturesspace@gmail.com



Plant care topics is to inspire confidence in the next generation of plant parents.

This is only a small effort to introduce you to the plant you are choosing to grow Please do your own research with regards to plant toxicity for your pets etc.

Plants are vital to all life on Earth. They are important because plants take in carbon dioxide from the atmosphere and produce oxygen. In addition, plants make up the base of the food web by producing their own food using light, water, carbon dioxide, and other chemicals.

Interacting with plants can increase life satisfaction, reduce anxiety and stress & spark creativity.

Empowering all people to be plant people



Plumeria (Frangipani/ Temple Tree)



Plumerias require at least a half-day of direct sun to flower, but perform best in full sun. Keep the soil evenly moist during the summer growing season, but allow some drying to occur in between thorough waterings. Avoid soggy conditions at all times, as this could lead to root rot.



Ficus Lyrata (Fiddle leaf fig)



Grown indoors, light is the most limiting factor for Ficus Lyrata. It is a full sun plant (it grows in direct sun most of the day in the natural habitat), but it can also grow well indoors in bright indirect light.

Proper drainage, adequate sunlight (direct but not harsh), and misting with water will help keep a fiddle-leaf fig bright green with its signature glossy finish.



Bird of Paradise White (*Strelitzia nicolai*)




Rotating your plant is vital to do as well, to ensure growth happens on all sides. The regular rotation of your Bird of Paradise will ensure that it will be more symmetrical.

Does your White Bird have drooping leaves or new leaves that will not open up? This can be a sign of your home light levels being too low for your plant. Also, leaf browning can be another sign of a lack of light. Move your white bird of paradise to a brighter place and closely monitor your plant to see if the problems disappear.

*The White Bird of Paradise is an absolute fan favorite, and we can see why it has made a tropical splash in the plant community. The *Strelitzia nicolai*'s long arching leaves makes its mark in any room, a real showstopper. This very stand-out plant is a must-have and adds an ambiance of elegance to your home that no other plant seems to compare to.*

Bird of Paradise White (*Strelitzia nicolai*)

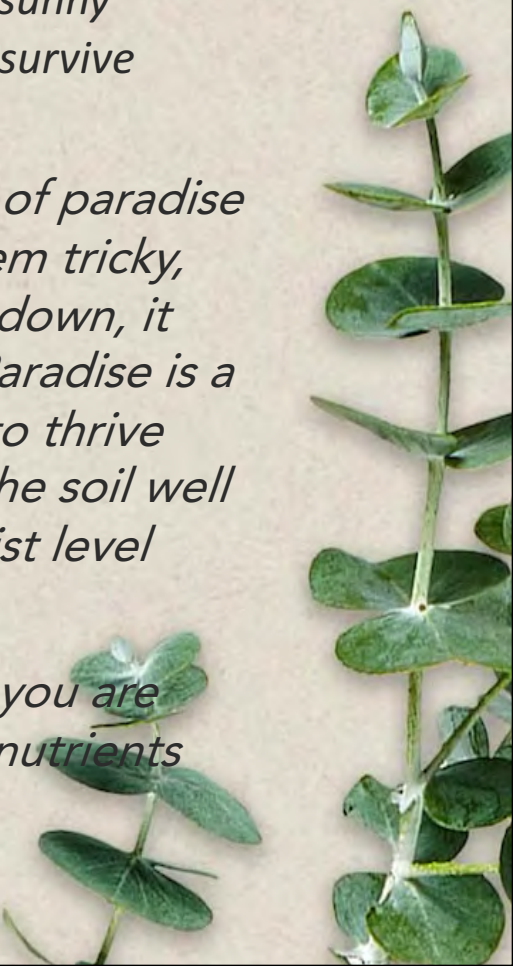


Keep your plant free of dust will increase its ability to soak in that sunshine. Cleaning is a pretty painless process. Soak a cloth in water and add a little bit of light soap as a cleanser. Then you can take each leaf and wipe them down, and DO NOT forget the underside. This will help make sure there is no light-blocking dust and aids in pest control.

While a Bird of Paradise is unlikely to bloom inside due to the lack of sunlight, its foliage is enough reason to enjoy its beauty indoors! They will flourish in a south-facing sunny spot in your home, but they are adaptable and will survive in indirect sunlight.

One of the most crucial aspects of White Bird of paradise care is watering your plant correctly. It can seem tricky, but once you get the hang of it and a routine down, it should be smooth sailing. The White Bird of Paradise is a heavy drinker and requires a lot of waterings to thrive and grow at a steady rate. Make sure to wet the soil well with each watering and only let it dry to a moist level before you water it the next time.

In addition to water, you need to ensure that you are feeding your White Bird of Paradise the right nutrients once every 3-4 months.



Apollo Ficus

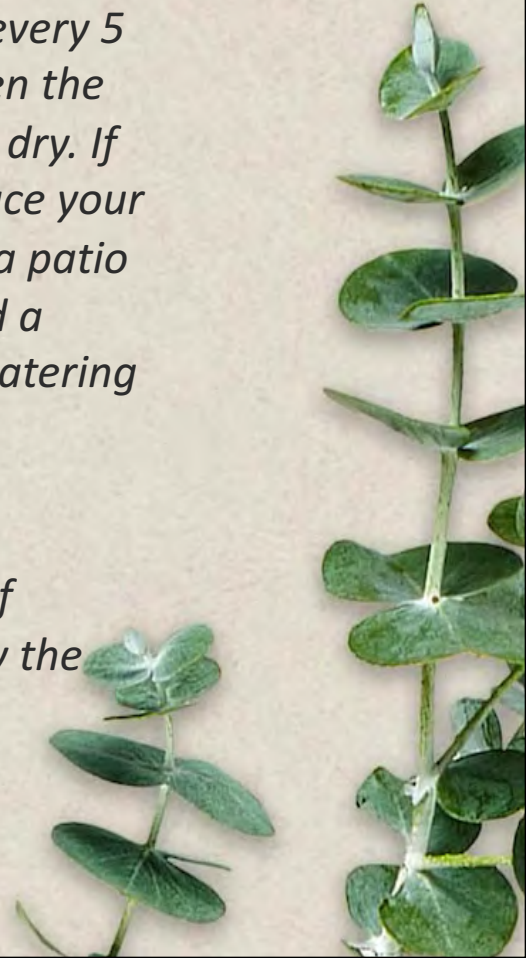


Find a spot that receives lots of bright indirect light for your ficus. All plants need light, but ficus plants need lots of it. They require indirect sunlight for at least 6 hours daily! Make sure to routinely rotate this plant so each side receives consistent sunlight.



Water. The Ficus plant prefers to dry out some between watering, but do not let the soil completely dry out. We recommend that you water your tree every 5 to 7 days, or when the top inch of soil is dry. If you decide to place your plant outside as a patio plant, it will need a more frequent watering schedule.

A sudden loss of leaves is usually the result of overwatering



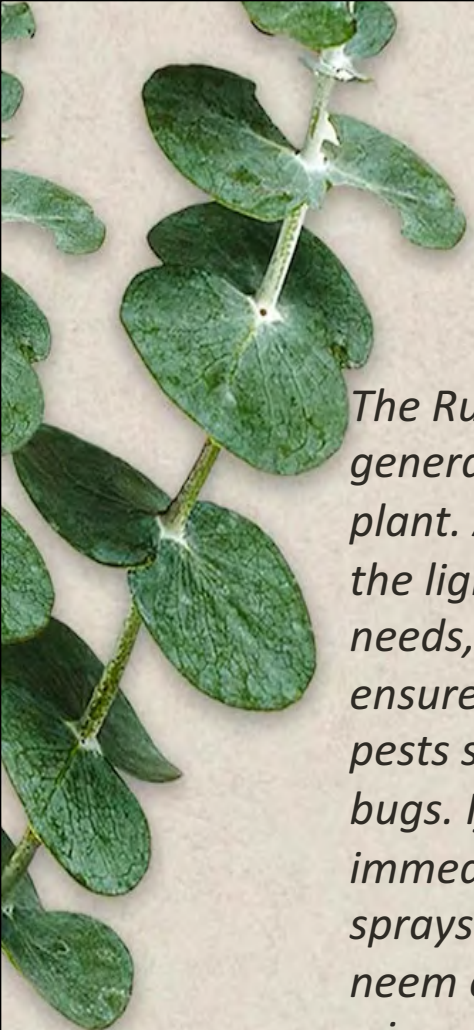
Ficus Elastica Decora (Rubber Plant)

The Rubber Tree is generally a very easy going plant. Aside from giving it the light and water it needs, you will only need to ensure it does not get plant pests such as scale or mealy bugs. If so, treat immediately with weekly sprays of horticultural neem oil as well as regular wipe-downs of the plant.



- *Light: Bright indirect sun 6-8 hours*
- *Leaf Color: Dark green*
- *Mature Size: Up to 6 ft.*

Ficus Decora prefers for the soil to dry out between waterings and should be watered regularly



Olive tree



Olive tree will be best suited to a sunny position

Olives will live happily in acidic or alkaline soils, but they do not like conditions that become waterlogged. Therefore, free draining soil is essential. If your soil is sandy or lacking in nutrients, try adding a root growth stimulant or fertilizer after planting.

Olive trees do not like wet conditions, and whether you have planted your Olive in the ground or in a pot, they must have free drainage.

Remember that Olive trees are Mediterranean plants and therefore are used to drought conditions, and can tolerate long periods of time with little or no water.



Brassia Actinophylla(Umbrella Plant)



Umbrella trees grow in full sunlight or partial shade and prefer well-drained soil. They grow in a wide variety of soil types and are moderately drought tolerant. Indoor plant can grow in an all-purpose potting mix.



Radermachera (China doll)



Water Radermachera enough to keep the soil moist, but never soggy and saturated. This may be once a week or so.

The China doll plant is a popular indoor plant with feathery green foliage.



Areca Palm



The Areca Palm likes bright indirect sunlight and doesn't do too well in low-light situations or direct sunlight. If your Areca Palm doesn't get enough sunlight, its leaves will turn yellow and start to wrinkle. Ideally, they need around six to eight hours of bright, filtered sunlight to grow and remain healthy

The care of Areca palms indoors isn't difficult, but the plant won't tolerate neglect. Water them often enough to keep the soil lightly moist in spring and summer, and allow the soil to dry slightly between waterings in fall and winter.



Travellers Palm




As the Travelers Palm is from the rainforest, it enjoys being moist most of the time. This is why you should keep watering it regularly, so it does not have to tolerate dry soil. During each watering cycle, you need to ensure that the top two inches of the soil are dry so you do not overwater them.



Terminalia Mantaly Variegated



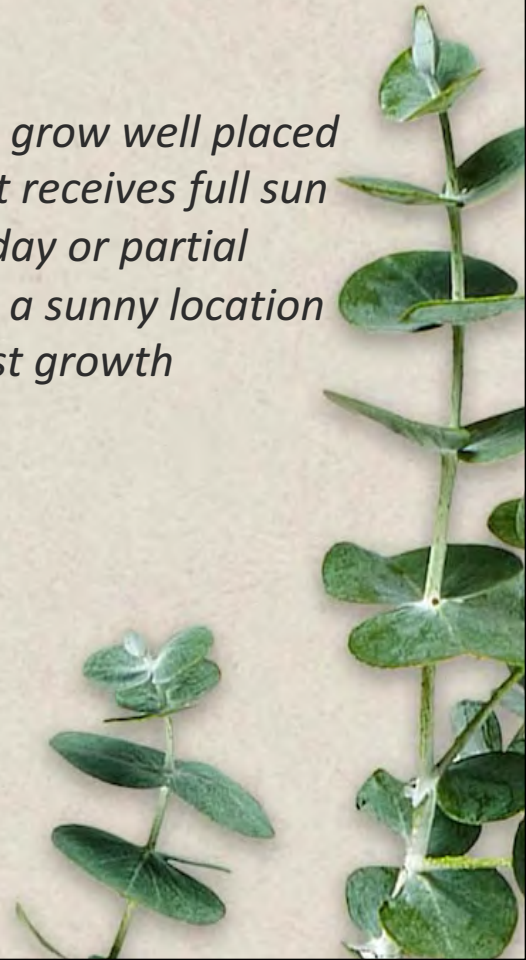
The tree should be planted in full sun, in well-drained soil. It is tolerant of a wide range of soil types, but prefers a slightly acidic to neutral pH. It is drought-tolerant and can grow in dry areas but it will grow faster and with more lush foliage if it is provided with regular water.



Mirchi Meri (Christmas Palm)



Christmas palms grow well placed in a location that receives full sun throughout the day or partial shade. However, a sunny location produces the best growth



PAYMENT SCAN CODE



The card features a dark blue header with the UPI logo (Unified Payments Interface) and the Bharat QR logo (₹). Below the header, it says "Scan here to pay" and displays a QR code. To the right of the QR code, it states "All Bharat QR / BHIM UPI Apps accepted." and lists several payment apps: PAYZAPP, BHIM, G Pay, paytm UPI, PhonePe, and Mobikwik. At the bottom, it shows the Hybiscus LLP logo and name, followed by the HDFC Bank logo and name. Below the bank name, it lists the MT310121_1142 code and logos for Mastercard, BHIM RuPay, and VISA.

BANK TRANSFER DETAILS

Hybiscus A Division of Bydesign India Pvt. Ltd
IFSC Code: HDFC0001208
HDFC Bank, Millers Road No 70/2 Main Branch Bangalore
Ac. No: 12080330000062



ANITA SHAH
+91 99017 62940
mailanitashah@gmail.com





HYBISCUS LLP
NATURE'S SPACE



The Hatworks Boulevard
32 Cunningham Road Bangalore 560 052
Tel: +91 80 4113 1500
Cell & What's App: +91 9591819790
email: hybiscus.naturespace@gmail.com
info@hybiscus.co.in
website: www.hybiscus.co.in

Hybiscus LLP





Thank you



Hybiscus Naturesspace



Hybiscus_naturesspace

Showroom timings
mon-sat 10 am – 6 pm

Hatworks Boulevard
32, Cunningham Road
Bangalore 560052

Ph:08041131500
+919591819790

Hybiscus.Naturesspace@gmail.com

